

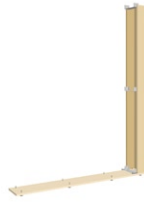
Wall type "kub-1": Assembly instructions

Issued: 07.2009

for free-standing exhibition walls with base panel, levelers and extension



(Fig. 1)




(Fig. 2)




(Fig. 3)



(Fig. 4)



(Fig. 5)




(Fig. 6)



(Fig. 7)



(Fig. 8)



(Fig. 9)



(Fig. 10)



(Fig. 11)



(Fig. 12)

- > Fig. 1-4: Adjustment / Base panel / End panel / Front panels
- > Fig. 5-8: Front panels / End panel / Extender end panel / Extender front panels
- > Fig. 9-12: Extender front panels / Extender end panel / Final adjustment