

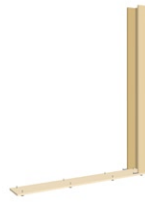
Wall type "kub-1": Assembly instructions

Issued: 07.2009

for free-standing exhibition walls with base panel, levelers and built-in showcase



(Fig. 1)



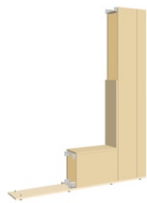
(Fig. 2)



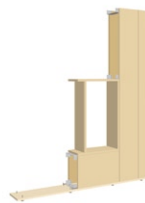
(Fig. 3)



(Fig. 4)



(Fig. 5)



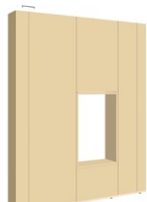
(Fig. 6)



(Fig. 7)



(Fig. 8)



(Fig. 9)



(Fig. 10)



(Fig. 11)

- > Fig. 1-4: Adjustment / Base panel / End panel / Front panels / Showcase
- > Fig. 5-8: Showcase / Front panels
- > Fig. 9-11: End panel / Final adjustment